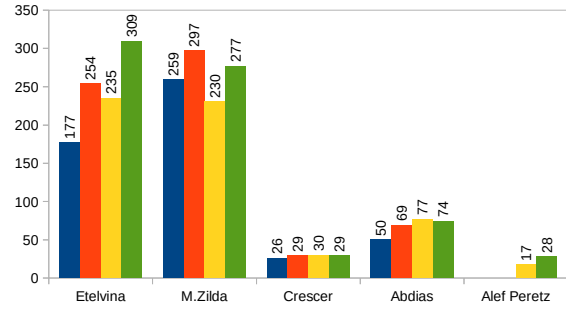
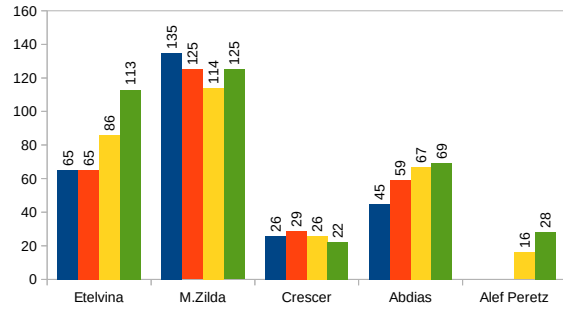


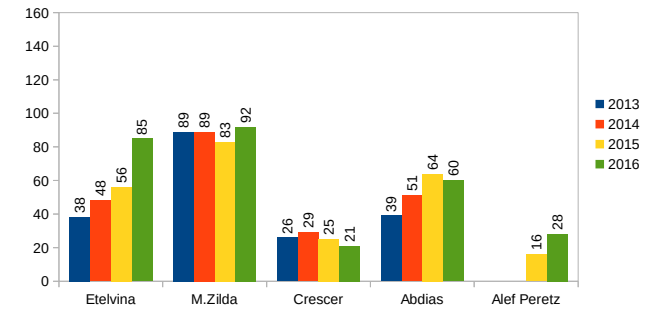
Matrículas



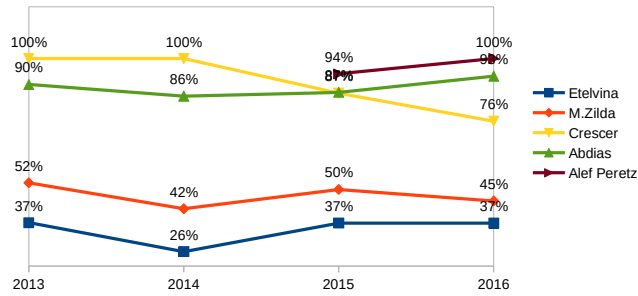
Inscritos



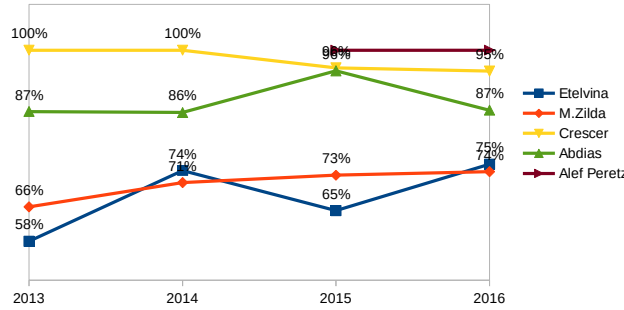
Avaliados



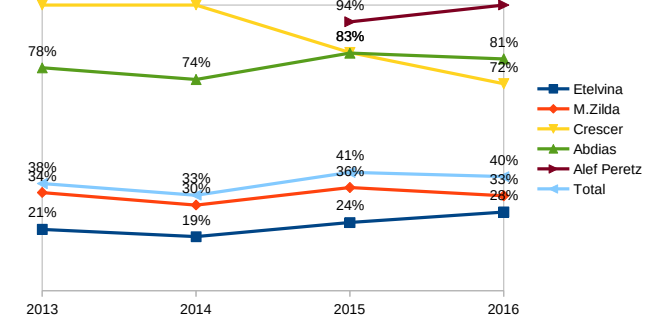
Inscritos/Matrículas



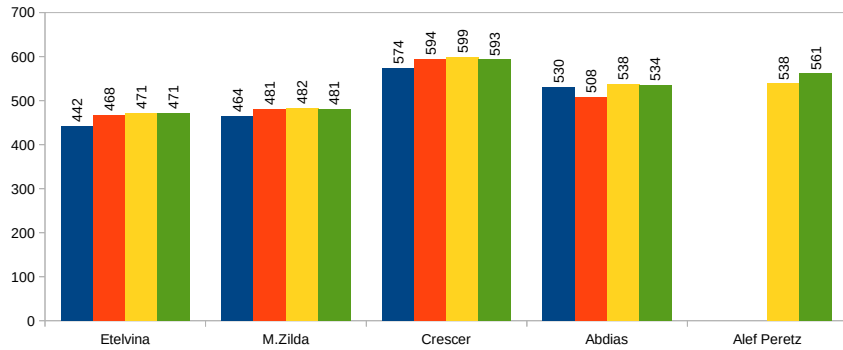
Avaliados / Inscritos



Avaliados / Matrículas



Notas Médias



Fontes: Microdados ENEM 2013-2016, Censo Escolar 2013-2016  
Eduardo Capocchi, maio 2018

ENEM 2016

	NOTAS						PARTICIPAÇÃO					
	Total	Ciências Natureza	Matemática	Linguagem e Códigos	Ciências Humanas	Redação	Matriculas	Inscritos		Avaliados	Avaliados/Matriculados	
35037606 Homero	471	437	444	490	524	464	134	80	60%	40	50%	30%
35374957 Crescer	593	569	588	565	606	633	29	22	76%	21	95%	72%
35440620 Abdias	534	478	483	552	553	604	74	69	93%	60	87%	81%
35530785 Alef Peretz	561	508	535	562	576	623	28	28	100%	28	100%	100%
35906530 Etelvina	471	448	447	502	508	452	309	113	37%	85	75%	28%
35925469 M.Zilda	481	451	461	505	520	467	277	125	45%	92	74%	33%
							717	357	50%	286	80%	40%

Notas ENEM 2016

